

# PALAB

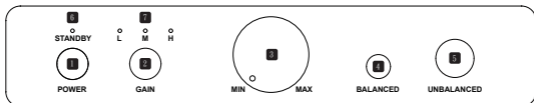
*Mastre Serie*

CANARY HPA-1 HEADPHONE  
AMPLIFIER USER'S MANUAL

V 1.0

## Quick Start Guide


### Front Panel View



1. POWER BUTTON
2. GAIN SWITCHING
3. VOLUME CONTROL
4. TRRS 4.4mm BALANCED PHONE JACK
5. TRS 6.3mm UNBALANCED PHONE JACK
6. STANDBY LED ( Lights up red to indicate standby mode )
7. GAIN LED    L : LOW    M : MIDUIM    H : HIGH

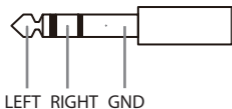
### Rear Panel View



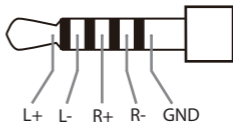
8. RCA UNBALANCED ANALOG INPUT
9. POWER INPUT   
Positive polarity

## Headphone plug type

Standard 6.3mm stereo plug



TRRS 4.4 mm balanced plug



## Technical Specifications

TRS 6.3 mm output power :

1.7W, 30 ohms, <0.0006% THD ( High gain mode).

150 mW, 300 ohms, <0.0007% THD ( High gain mode).

TRRS 4.4 mm output power :

3.4W, 30 ohms, <0.0006% THD ( High gain mode).

300 mW, 300 ohms, <0.0007% THD ( High gain mode).

## GENERAL

Power Supply : DC 15V / 3A, Postive polarity.

Dimensions [W x H x D] : 151mm x 32mm x 90mm ( Volume knob not included )

Weight : 335 g

Power consumption: Standby under 0.7W

Package content

The HPA-1 ( Black )

DC 15V / 3A Adapter

Power cord

RCA cable

Note :

Design and specifications are subject to change without notice.

Illustrations in this manual might differ slightly from production models.

## PALAB Warranty Information Form

Name : \_\_\_\_\_

Telephone Number : \_\_\_\_\_

Address : \_\_\_\_\_  
\_\_\_\_\_

Purchase Date : \_\_\_\_ / \_\_\_\_ / \_\_\_\_ (DD/MM/YYYY)

Dealer's Name : \_\_\_\_\_

Serial Number : \_\_\_\_\_

### Important!

Please store this card in a secured location for future reference. PALAB reserves the right to request this document before accepting repair requests. This does not affect or limit your mandatory statutory rights.

# PALAB



<https://www.palabaudio.com>